MOENAHĀ

he ʻōnaehana kiʻina aʻo kuʻuna Hawaiʻi

hover mouse over these for section help

hover your mouse over titles for translations

No ke Kumu

Inoa: KŌKUA ʻŌPAʻA - PDF UNIT SUPPORT

Lā: Version 5v4 for 2009

ʻŌpaʻa Hoʻomohala Haʻawina Moenahā

Moenahā Curriculum Design Package

navigation buttons



No ka ʻŌpaʻa

Poʻoinoa: (ka inoa o ka ʻōpaʻa / unit name)

Mākau: (E kikokiko i ka mākau / Enter the subject area here)

Lōʻihi: (lōʻihi ʻōpaʻa / unit length)

Papa: (-)

- ☐ Kula Kamaliʻi
- ☐ Papa Mālaaʻo
- ☐ Papa M-2
- ☐ Kula Haʻahaʻa
- ☐ Kula Waena
- ☐ Kula Kiʻekiʻe
- ☐ Kulanui
- ☐ Kanaka Makua
- ☐ Makalau: ( ) ( )

Kahuawaiola Indigenous Teacher Education Program
Ka Haka ʻUla o Keʻelikōlani College
University of Hawaiʻi at Hilo
www.kahuawaiola.org

save button and PDF-reset button

navigation buttons

fit-to-display buttons

print pdf button

© 2008 Keiki Kawaiʻaeʻa. All Rights Reserved. No duplication without permission. Adaptation in part with permission from About Learning Inc.

Pahuhopu

Ma ka 1-2 paha hopuna ʻōlelo e wehewehe mai i ka pahuhopu a nuʻukia o kāu ʻōpaʻa haʻawina.

(Write 1-2 sentences that describe the purpose and your vision for the unit plan.)

Hopena Aʻo

Maʻiʻo & Mākau

He aha ka ʻike a me ka hana e paʻa iā lākou?

(What do you want them to know, understand, and be able to do?)

change font size

ʻŌlelo & Moʻomeheu

He aha ka ʻike a me ka hana e paʻa iā lākou no ka ʻōlelo a me ka moʻomeheu?

(What do you want them to know, understand, and be able to do about the language and culture?)

Lawena & Kuananoʻonoʻo

He aha nā mea e minamina a pūlama ai lākou?

(What do you want them to value and care about?)

Pāhana

He aha ka pāhana e haku ai?

(What kind of project will they create?)

Ala ʻIke NHMO

E helu i ke/nā ala ʻike Nā Honua Mauli Ola?

(What is/are the NHMO cultural pathways?)

Ana Hoʻokele, Ana ʻIke Moʻomeheu

E helu i ke/nā ana hoʻokele a me ke/nā ana ʻike Moʻomeheu

(What is/are the cultural guideline(s) and benchmark(s)?)

change the size of the standards text area

Pahuhopu GLO

E helu i nā pahuhopu GLO i pili i ka haʻawina.

(Enter the appropriate GLOs into this field.)

Ana Hoʻohālike, Ana ʻIke HCPS

E helu i ka/nā ana hoʻohālikelike a me ke/nā ana ʻike HCPS.

(What is/are the HCPS standard(s) and benchmark(s)?)

Kupu Kukui

© 2008 Keiki Kawaiʻaeʻa. All Rights Reserved. No duplication without permission. Adaptation in part with permission from About Learning Inc.

Manaʻo Nui

E kākau i ka manaʻo nui e alakaʻi ana i nā haʻawina.

(What is the big idea (concept) that embraces the lessons?)

Manaʻo Hoʻokō

E kākau i ka manaʻo hoʻokō e hoʻokele ana i ke kuanaʻike a me ka mauli o nā haʻawina.

(What is the intention that drives the direction and spirit of the lessons?)

Kumuhana Haʻawina

E kākau i poʻoinoa kumuhana kūpono, a laila, …
Give an appropriate title for the curriculum topic, …

… e helu papa i ka maʻiʻo a me ka mākau e aʻo ai.

… then list the content and skills to be taught here.

this image will change as you move your mouse and type in the three sections of the Kumu Kukui diagram on the left.

Nīnau Koʻikoʻi

E kākau i ka nīnau nui e hoʻokele ana i ka huakaʻi haʻawina holoʻokoʻa.

(What is the big question that frames and directs the learner throughout the learning journey?)

Manaʻo Koʻikoʻi

E kākau i ka manaʻo nui e ʻike ai ka haumāna.

(What are the big understandings or major ideas that the learner must know?)

Kumu Kukui

© 2008 Keiki Kawaiʻaeʻa. All Rights Reserved. No duplication without permission. Adaptation in part with permission from About Learning Inc.

Hoʻopuka

Hoʻokō Pahuhopu

Nīnau Hoʻokele

Hoʻolohe

Hoʻokō Pahuhopu

E kākau i ka ʻanuʻu hoʻokō ma ka pahu o luna, …

(Write the quadrant objective in the upper box, …

Nīnau Hoʻokele

… a ma ka pahu o lalo, he aha kekahi kumu, nīnūnē, a pōʻaiapili ʻoiaʻiʻo e luʻu ai ka haumāna ma ka haku ʻana a me ka hōʻikeʻike ʻana i kona ʻike a hoihoi ma kekahi pāhana?

… and in the lower box, describe how they will demonstrate authentic application and internalization of the intended outcome in creative and meaningful ways.)

Hoʻohana

Hoʻokō Pahuhopu

Nīnau Hoʻokele

Hoʻopili

Hoʻokō Pahuhopu

Nīnau Hoʻokele

Kumu Kukui

© 2008 Keiki Kawaiʻaeʻa. All Rights Reserved. No duplication without permission. Adaptation in part with permission from About Learning Inc.

Hoʻopuka

E hōʻike i ka haʻawina kūpono e hoʻopuka ai ka haumāna i kona ʻike ma ke ʻano he hakuhia a kūpono nona a no haʻi kekahi?

(What lesson will help the student begin to emerge with his own knowing in a way that is creative and personally valuable to him and others?)

E hōʻike i ka haʻawina kūpono e hōʻike ai ka haumāna i ka piha o kona ʻike iā haʻi.

(What lesson will help the student to demonstrate the breadth and depth of his knowing to others?)

Hoʻolohe

hover over the titles to see help overlay

E hōʻike i ka haʻawina kūpono e ʻike ai ka haumāna i ka manaʻo nui a hoʻolale pū i ka naʻau a me ka ʻuhane.

Ma kēia mau pahu a pau, e kikokiko i ka lōʻihi ma ka pahu hola, a e kaha i ka pākuʻina inā he pākuʻina kāu no kēia māhele o ka ʻōpaʻa. E kākau pū i ka inoa o ka pākuʻina ma loko o kēia pahu i paʻa ka ʻike piha.

What lesson will help the students see the concept in a meaningful way that will encourge interaction through their hearts and spirit?

E kūkakūkā a kālailai ka papa i ka haʻawina hoʻolale.
Discuss and analyze the interaction lesson.

Hoʻohana

E hōʻike i ka haʻawina kūpono e hoʻohana ai ka haumāna i ka maʻiʻo a me ka mākau haʻawina ma ke ʻano he hoʻomaʻamaʻa?

(What lesson will help the student to apply the content and skills in a practical way?)

E hōʻike i ka haʻawina kūpono e hoʻopaʻa ai ka haumāna i ka maʻiʻo a me ka mākau haʻawina ma ke ʻano he hoʻākea a hōʻoia.

(What lesson will help the student become engaged with the content and skills in an extension application that confirms the learning?)

Hoʻopili

50 minutes

enter the duration for this section of your unit

Hoʻolauna Maʻiʻo: E hōʻike i ka haʻawina kūpono e ʻike ai ka haumāna i ka manaʻo hoʻokō o ka hopena aʻo ma ke ʻano he hoʻomoeā.

Content Introduction: What lesson will help the student see the intent of the outcome in an imaginative way?

E hōʻike i ka haʻawina kūpono e aʻo ai ka haumāna i ka maʻiʻo a me ka mākau haʻawina ma ke ʻano he wehewehe.

What lesson will help the student learn the content and skills in an explicit way?

click the paper clip to indicate that you have an attachment for this section

note the name of any attachments in the text

at this time, it is not possible to actually attach files to the PDF

be sure to send your attachments to others if you share your unit with them

Lau Kukui

© 2008 Keiki Kawaiʻaeʻa. All Rights Reserved. No duplication without permission. Adaptation in part with permission from About Learning Inc.

Loiloi Puka : 4

Ua hoʻopuka anei ka haumāna i pāhana a huahana paha i ahuwale ai ke kō o nā hopena aʻo ma ke poʻo, ka lima, a me ka naʻau? E pākuʻi i ke analoi pāhana a huahana paha.

(Did the learner create/produce a product or project from the new learning in a personal and meaningful way? Attach the project or product rubric.)

Loiloi Holomua : 4

Pehea ka luʻu ʻana i ka pāhana? Ua lawa anei ka mākaukau o ka ʻike maʻiʻo, ka mākau, a me ka noʻonoʻo a hakuhia haumāna?

(How immersed was the student in the project? Was the student proficient enough in the content, skills, thinking, and creativity needed?)

Loiloi Puka : 3

Pehea e loiloi ai i ka ʻike maʻiʻo a mākau i paʻa iā lākou? E pākuʻi i ke kuisa, hōʻike, a analoi māʻiʻo/mākau paha.

(How will you assess the proficiency of content and skills? Attach your quiz, test, or rubrics.)

Loiloi Holomua : 3

Ua ʻoi anei ka mākaukau o ka haumāna i ka hoʻomaʻamaʻa a me ka hoʻākea ʻike maʻiʻo?

(Did the learner build proficiency in the content and skills through practice, experimentation, and application?)

Pehea ka hoʻohana ʻana i ka ʻike hou ma kekahi pae paʻakikī hou aʻe?

(How well was the learning applied at a more challenging level?)

ʻAnuʻu Hoʻokō Pahuhopu

the data in this section is auto-filled from the Kumu Kukui section of your unit. As you roll over each of the Lama Kukui sections, the text shown here will help you remember the related Kumu Kukui section.

Loiloi Holomua : 1

hover over the titles to see help overlay

Ua pā anei ka naʻau a me ka ʻuhane o ka haumāna i ka haʻawina? Ua ʻike anei i ka pili o ka haʻawina i ka manaʻo nui?

(How did the student's heart and spirit connect to the lesson? Did the experience build a connection between the learner and the big idea?)

Loiloi Holomua : 2

Pehea i ʻike ai ka haumāna i ke kiʻi nui o ka manaʻo hoʻokō?

(How did the student see the big picture of the intended outcome?)

Pehea ka ʻapo ʻana i ka maʻiʻo a me ka mākau i aʻo ʻia?

(How well were the content and skills understood?)

Lama Kukui

© 2008 Keiki Kawaiʻaeʻa. All Rights Reserved. No duplication without permission. Adaptation in part with permission from About Learning Inc.

E haku i nā analoi ma kēia mau ʻaoʻao Analoi. Aia ʻehā ʻaoʻao analoi e koho ai; he ʻokoʻa ka makaʻaha o kēlā me kēia. (Create your rubrics on these Analoi pages. There are four page layouts to choose from; each one has a different grid layout.)			

use this button to clear the data from the rubric

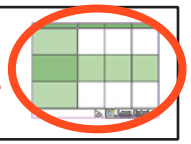

Lama Kukui

© 2008 Keiki Kawaiʻaeʻa. All Rights Reserved. No duplication without permission. Adaptation in part with permission from About Learning Inc.

© 2008 Keiki Kawaiʻaeʻa. All Rights Reserved. No duplication without permission. Adaptation in part with permission from About Learning Inc.

Lama Kukui

© 2008 Keiki Kawaiʻaeʻa. All Rights Reserved. No duplication without permission. Adaptation in part with permission from About Learning Inc.



Lama Kukui

© 2008 Keiki Kawaiʻaeʻa. All Rights Reserved. No duplication without permission. Adaptation in part with permission from About Learning Inc.

Manaʻo Nui

E kākau i ka manaʻo nui e alakaʻi ana i nā haʻawina.

Manaʻo Hoʻokō

E kākau i ka manaʻo hoʻokō e hoʻokele ana i ke kuanaʻike a me ka mauli o nā haʻawina.

(What is the intention that drives the direction and spirit of the lessons?)

Kumuhana Haʻawina

E kākau i poʻoinoa kumuhana kūpono, a laila, …
Give an appropriate title for the curriculum topic, …

Nīnau Koʻikoʻi

E kākau i ka nīnau nui e hoʻokele ana i ka huakaʻi haʻawina holoʻokoʻa.

(What is the big question that frames and directs the learner throughout the learning journey?)

Nā Nīnau Hoʻokele

… a ma ka pahu o lalo, he aha kekahi kumu, nīnūnē, a pōʻaiapili ʻoiaʻiʻo e luʻu ai ka haumāna ma ka haku ʻana a me ka hōʻikeʻike ʻana i kona ʻike a hoihoi ma kekahi pāhana?

… and in the lower box, describe how they will demonstrate authentic application and internalization of the intended outcome in creative and meaningful ways.)

Hoʻopuka

E hōʻike i ka haʻawina kūpono e hoʻopuka ai ka haumāna i kona ʻike ma ke ʻano he hakuhia a kūpono nona a no haʻi kekahi?

(What lesson will help the student begin to emerge with his own knowing in a way that is creative and personally valuable to him and others?)

E hōʻike i ka haʻawina kūpono e hōʻike ai ka haumāna i ka piha o kona ʻike iā haʻi.

(What lesson will help the student to demonstrate the breadth and depth of his knowing to others?)

Hoʻolohe

click any of the titles on this page to return to the section where you first edited your information for the section

E hōʻike i ka haʻawina kūpono e ʻike ai ka haumāna i ka manaʻo nui a hoʻolale pū i ka naʻau a me ka ʻuhane.

Ma kēia mau pahu a pau, e kikokiko i ka lōʻihi ma ka pahu hola, a e kaha i ka pākuʻina inā he pākuʻina kāu no kēia māhele o ka ʻōpaʻa. E kākau pū i ka inoa o ka pākuʻina ma loko o kēia pahu i paʻa ka ʻike piha.

What lesson will help the students see the concept in a meaningful way that will encourge interaction through their hearts and spirit?

E kūkakūkā a kālailai ka papa i ka haʻawina hoʻolale.
Discuss and analyze the interaction lesson.

Hoʻohana

E hōʻike i ka haʻawina kūpono e hoʻohana ai ka haumāna i ka maʻiʻo a me ka mākau haʻawina ma ke ʻano he hoʻomaʻamaʻa?

(What lesson will help the student to apply the content and skills in a practical way?)

E hōʻike i ka haʻawina kūpono e hoʻopaʻa ai ka haumāna i ka maʻiʻo a me ka mākau haʻawina ma ke ʻano he hoʻākea a hōʻoia.

(What lesson will help the student become engaged with the content and skills in an extension application that confirms the learning?)

Hoʻopili

Hoʻolauna Maʻiʻo: E hōʻike i ka haʻawina kūpono e ʻike ai ka haumāna i ka manaʻo hoʻokō o ka hopena aʻo ma ke ʻano he hoʻomoeā.

Content Introduction: What lesson will help the student see the intent of the outcome in an imaginative way?

E hōʻike i ka haʻawina kūpono e aʻo ai ka haumāna i ka maʻiʻo a me ka mākau haʻawina ma ke ʻano he wehewehe.

What lesson will help the student learn the content and skills in an explicit way?

Lā: Version 5v4 for 2009

Hua Kukui

© 2008 Keiki Kawaiʻaeʻa. All Rights Reserved. No duplication without permission. Adaptation in part with permission from About Learning Inc.